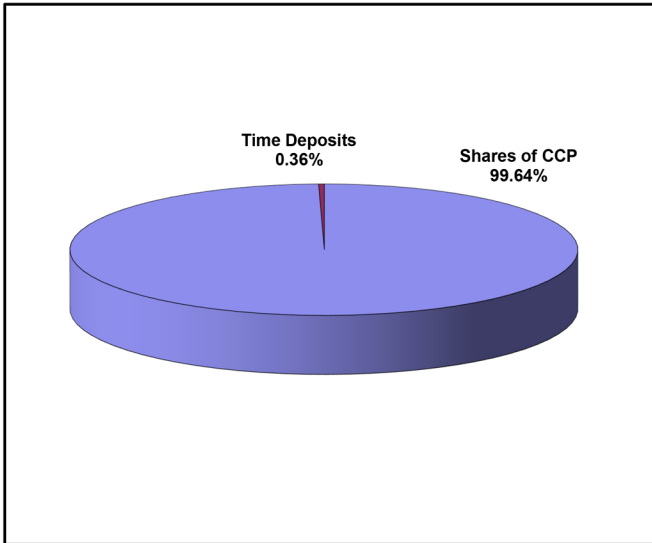


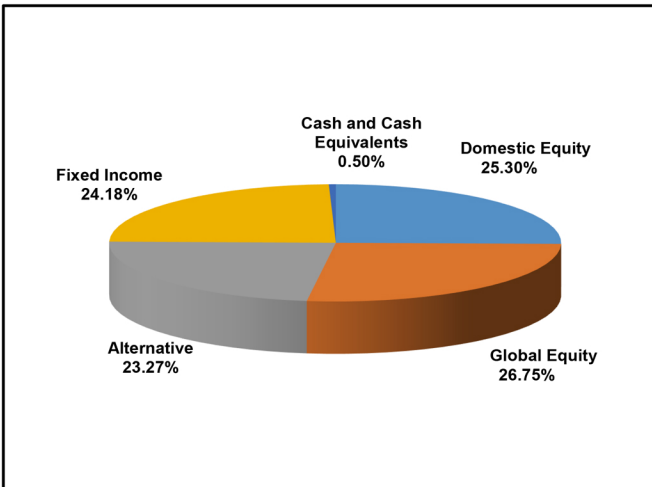
**POOL 99
ASSET ALLOCATION SUMMARY
AUGUST 31, 2018**



INVESTMENT STYLE	NAV	% OF POOL 99
Shares of CCP	\$ 7,506,913,968	99.64%
Time Deposits	\$ 27,267,068	0.36%
TOTAL POOL 99 NAV	\$ 7,534,181,036	100.00%

*100% of Pool 99's cash balance is managed by Treasury and is invested in cash and cash equivalent securities.

**TAP GSP
ASSET ALLOCATION SUMMARY
AUGUST 31, 2018**



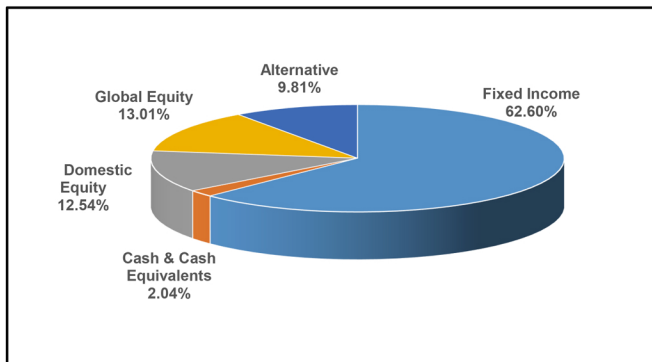
* Investments are classified in accordance with each manager's asset allocation, rather than actual investment type.

INVESTMENT STYLE	NAV	% OF TAP GSP	TOTAL ALLOC
⁽¹⁾ Equity	\$ 1,048,899,722	52.05%	75.32%
Domestic Equity	509,836,659	25.30%	
Global Equity	539,063,062	26.75%	
⁽¹⁾ Alternative	469,031,689	23.27%	24.68%
⁽²⁾ Fixed Income	487,319,691	24.18%	
⁽²⁾ Cash and Cash Equivalents	10,044,842	0.50%	
TOTAL TAP GSP NAV	\$ 2,015,295,943	100.00%	

* Percentages may not sum to 100% due to rounding.

⁽¹⁾ Equity and alternative investments are combined for a total Target Allocation of 73%.
⁽²⁾ Fixed income and cash & cash equivalents are combined for a total Target Allocation of 27%.

**POOL 198
ASSET ALLOCATION SUMMARY
AUGUST 31, 2018**



* Investments are classified in accordance with each manager's asset allocation, rather than actual investment type.

INVESTMENT STYLE	NAV	% OF POOL 198	TOTAL ALLOC
⁽¹⁾ Fixed Income	\$ 2,027,270,115	62.60%	64.64%
⁽¹⁾ Cash & Cash Equivalents	66,174,441	2.04%	
⁽²⁾ Equity	827,358,655	25.55%	35.36%
Domestic Equity	405,976,607	12.54%	
Global Equity	421,382,049	13.01%	
⁽²⁾ Alternative	317,596,390	9.81%	
TOTAL POOL 198 NAV	\$ 3,238,399,602	100.00%	

* Percentages may not sum to 100% due to rounding.

⁽¹⁾ Fixed income and cash & cash equivalents are combined for a total Target Allocation of 54%.
⁽²⁾ Equity and alternative investments are combined for a total Target Allocation of 46%.